

Home Page

Logo



URL

www.unece.org/stats/

Subject

Statistics - United Nations

Accessibility

Free

Language

English

**Publisher**

United Nations Economic Commission for Europe

**Brief History**

The United Nations Economic Commission for Europe (UNECE) was set up in 1947 by ECOSOC to encourage economic cooperation among its member States.

**Scope and Coverage**

UNECE includes 56 member States in Europe, North America and Asia. However, all interested United Nations member States may participate in the work of UNECE. Over 70 international professional organizations and other non-governmental organizations take part in UNECE activities. Everything is guided by the fundamental principles of official statistics.

The UNECE Statistical Division provides the secretariat for the Conference and its expert groups, and implements the statistical work programme of the UNECE. The Conference brings together chief statisticians from national and international statistical organizations around the world. It consists of around 30 staff from about 20 countries, with expertise across a range of statistical areas.

**Kind of Information**

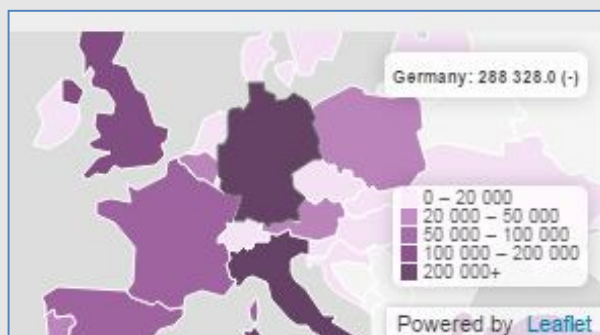
This division provides free on-line data on the 56 UNECE member countries in Europe, Central Asia and North America in both English and Russian, on economic, gender, forestry and transport statistics. A biennial overview of key statistics for member countries can also be seen here.

More than 60 countries come together at the Conference of European Statisticians (CES) to drive statistical work in the UNECE region and beyond. Information is also given on that conference.

Official statistics related to:

- emerging topics
- new developments in traditional areas of statistics
- concepts that are difficult to define or hard to measure
- new sources, tools and processes.

Region wise different statistics are shown on map. Such as, ‘number of drivers injured in road traffic accidents (2009)’ gives the following result:



All the categories are given under ‘resources’ including its subcategories. To find any result, different parameters have to be selected. Those parameters are variable,




measurement, year, country etc. After selection results can be seen in tabular format and can also be saved in PX, CSV, xlsx.

| Population and employment by Variable, Measurement, Country and Year |        |
|----------------------------------------------------------------------|--------|
|                                                                      | 2010   |
| Total population                                                     |        |
| Thousands of persons                                                 |        |
| Belgium                                                              | 10,883 |


The result also gives footnotes including information on source, definition, general note, regional aggregates. Results can be represented in various graphical representations. Some of those are line, pie, bar, population pyramid, point, radar, area, area stacked 100% etc. Other related information like unit, latest update, reference time, data type, creation date, copyright, source, matrix etc. are also given.

Each of the categories and subcategories is given with the information on network of experts, resource, meeting and events and brief description. Working paper series on statistics and publications are also given with photographs and brief description. Country wise national statistical organizations are listed here.

In the site directory, site spaces are given with related information as follows:

| Site Spaces                                                                                                 |                                                                                                                                                                                             |                          | Filter |
|-------------------------------------------------------------------------------------------------------------|---------------------------------------------------------------------------------------------------------------------------------------------------------------------------------------------|--------------------------|--------|
| Space                                                                                                       | Description                                                                                                                                                                                 | Categories               |        |
|  2008 SNA Implementation | For documents in support for the implementation of 2008 System of National Accounts in Eastern European and Central Asian countries (country reports, guidelines, training materials, etc.) | <a href="#">economic</a> |        |
|  About the UNECE wikis   | Links to user guides etc. Needs regular maintenance by SMM staff!                                                                                                                           | <a href="#">smm</a>      |        |
|  Active Ageing Index     | Active Ageing Index: public wiki                                                                                                                                                            | <a href="#">pop_unit</a> |        |

Recent news and upcoming events are provided with date and detail. Ranking of different countries can be seen after considering any statistical parameter. An example is shown below:



### ***Special Features***

- Resources can be downloaded in PDF format by clicking on the given link.
- Advance search facility is available.
- Training materials can be browsed either through topic or through type.
- Links of you tube videos are provided also.

### ***Arrangement Pattern***

Category wise arrangement can be seen as shown below:

|                                                  |                                             |
|--------------------------------------------------|---------------------------------------------|
| <b>Economy</b>                                   | <b>Population, gender &amp; society</b>     |
| <b>Sustainable development &amp; environment</b> | <b>Modernization of official statistics</b> |

Countries are arranged alphabetically as shown below:

|                                                        |
|--------------------------------------------------------|
| Armenia<br>Austria<br>Azerbaijan<br>Belarus<br>Belgium |
|--------------------------------------------------------|

Working paper series are arranged in descending chronological order.

### ***Remarks***

The statistical division of UNECE plays a central role in coordinating international statistical activities between the countries of the UNECE region and beyond, helping to strengthen, modernize and harmonize statistical systems. It works by bringing together experts from across the statistical community and looks for common efficiencies and innovative ways to tackle persistent and emerging challenges in official statistics.

### ***Comparable Tools***

- UNSD ( <https://unstats.un.org/> )

### ***Date of Access***

12<sup>th</sup> May' 2017.