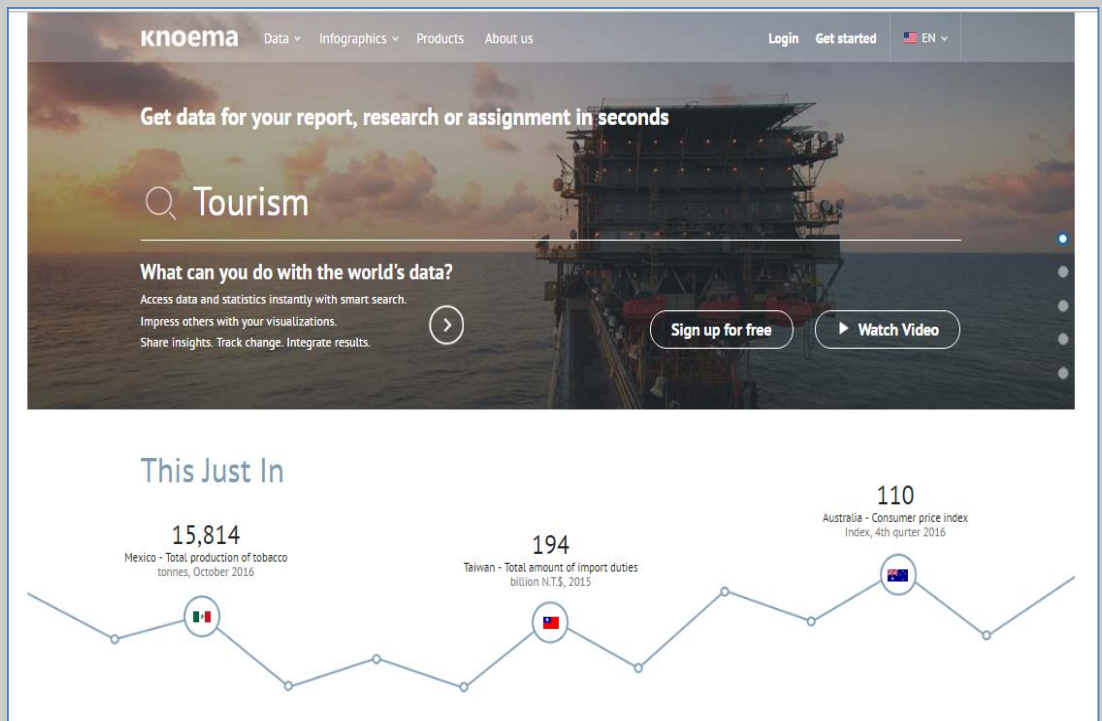


Home Page



Logo



URL

<https://knoema.com/>

Subject

Statistics

Accessibility

Free

Language

Multilingual

Publisher

Knoema

Brief History

Knoema is a US-based company founded in July 2011 and headquartered in Washington, D.C. The company was born out of our recognition that in managing complex international aid programs and developing effective national economic

development policies, the lack of available, quality data frequently impeded progress and shared understanding.

Scope and Coverage

Knoema steadily contributes to the global data. It generates data through partnerships with the African Development Bank, the European Commission, and the International Monetary Fund, among others. Knoema has also implemented open data solutions for nearly 60 countries, enabling their more effective participation in the global information economy. The proprietary data collection network – MarketTap – provides real time, unique and scalable data access to rural and urban markets throughout Africa. It generally works with the world's governments, leading research institutions and can be considered as an array of cross-industry private companies. Data Insights provide up-to-date context and scope and corroborate advice from outside sources on long-standing topics of global importance and emerging trends and issues alike without taxing your in-house data and analytics teams.


Kind of Information

Knoema delivers curated datasets from around the world to facilitate micro to global engagement. Data products are given with brief description and photographs and with statistical representation also (wherever needed). An example is shown below:



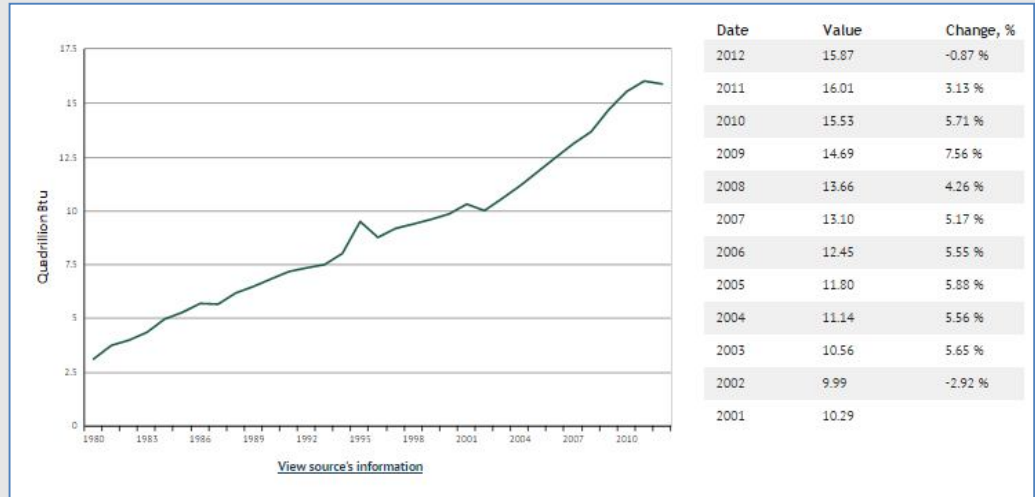
Some built-in intelligent tools are also provided here with description and photographs.

World Data Atlas gives information on world and regional statistics, national data, maps, rankings. In the country profiles, each country is described with some important information, key indicators and statistics of multiple topics. Such as:

| | | |
|---|---|---|
|  | India President: Pranab Kumar Mukherjee Prime Minister: Narendra Modi Capital city: New Delhi Languages: Hindi 41%, Bengali 8.1%, Telugu 7.2%, Marathi 7%, Tamil 5.9%, Urdu 5%, Gujarati 4.5%, Kannada 3.7%, Malayalam 3.2%, Oriya 3.2%, Punjabi 2.8%, Assamese 1.3%, Maitthili 1.2%, other 5.9% note: English enjoys the status of subsidiary official language | Population: 1,311,050,527 (2015) Area: 2,973,190 (2015) GDP per capita: 1,582 (2015) GDP, billion current US\$: 2,073.5 (2015) GINI index: 33.601680369 (2012) Ease of Doing Business rank: 130 (2017) |
|---|---|---|

Each topic is given with brief description and required statistics with tabular and graphical representation. An example is shown below:

India - Total primary energy production = 15.87(Quadrillion Btu) in 2012





In the data bulletin, titles are given with specific hyperlinks. Such as:

Infographics provide information on different statistical issues including their representation. As for example, statistical results of world values (Family, Work, Friends, Leisure time, Religion and Politics) are given like:



Data solutions for business are given here. Each of those solutions are given with particular icon and description. Such as :

| | | | |
|---|---|--|---|
| <p>Open Data Portal</p> <p>The Open Data Portal supports transparency, innovation and improved community engagement and data literacy.</p> <p>Regardless of the volume or diversity of data you plan to open to the public, the Open Data Portal will present it clearly and intuitively.</p> <p>Learn more ></p> |  | <p>Campus Data Network</p> <p>The Campus Data Network is the ultimate resource of statistical data compiled to user-defined requirements for a specific course or field of study.</p> <p>The Network's interaction tools allow researchers to add unique data to the Data Network, conduct analysis and share research results and observations.</p> <p>Learn more ></p> |  |
|---|---|--|---|

Knoema provides access to a large number of databases (over 500) and provides visualization tools for use with those databases. The visualizations can be either publicly accessible, or in the case of corporate customers, may remain private. Knoema also works with individual groups to provide visualizations for that group's projects.

Special Features

- Date calendar is available here.
- Users can search data or statistics according to their requirements.
- RSS Feed facility can be seen.
- Featured videos can be seen also.

Arrangement Pattern

The topics are arranged alphabetically as shown below:

| Topics | |
|---|------------------|
|  | Agriculture |
|  | Crime Statistics |
|  | Demographics |
|  | Economy |
|  | Education |

Names of countries are arranged alphabetically as follows:

| |
|------------------|
| Iceland |
| India |
| Indonesia |
| Iran |
| Iraq |

Remarks

It discovers, extracts and normalizes data to make those usable through open data platform. Knoema's smart search engine moves beyond simple keyword search results to dataset discovery and auto-generated visualization collections to represent users' data queries.

Comparable Tools

- Internet World Stats - Usage and Population Statistics
(www.internetworldstats.com/)

Date of Access

3rd April' 2017.